

SHINING 3D **New** Intraoral Scanner

Aoralscan 3



JUST SC^{AN} IT



Go Digital with SHINING 3D

Meet Aoralscan 3

Empowering a Highly Efficient Digital Chairside Solution

Say hello to SHINING 3D's brand new intraoral scanner, Aoralscan 3! Exceptional, smart and elegant, Aoralscan 3 improves the overall clinical experience. It allows users to easily acquire vivid digital impressions in a faster and more accurate way.

Moreover, Aoralscan 3 comes with a wide range of different intelligent functions, guaranteeing more comfortable chairside experience and efficient clinic-lab collaboration.

Ergonomically Designed
for Optimal Hand-held
Operation

Dynamic LED Indicator

Automatic Anti-fogging

Autoclavable (100 times)



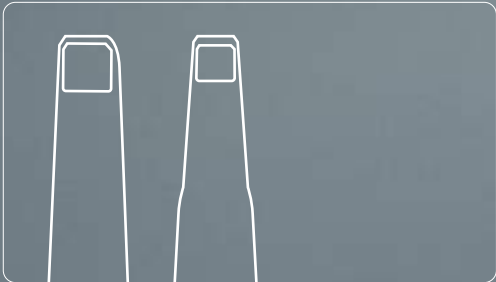
One-button Control
Motion Sensing Control

Light Weight: 240g





Two tip sizes accommodate adults and children



Capture Digital Impressions in Real Time

Fast, Accurate and Exceptional Scan Performance for Chairside Experience

The constant optimization and innovation of SHINING 3D's hardware and software system, led to the release of its latest and finest intraoral scanner, Aoralscan 3.

Single Arch
25_s

Faster Scan

The scan speed is 30% faster than the last generation due to Aoralscan 3's drastically upgraded scanning technology.

30%↑

More Accurate Scan

Thanks to optimized algorithms and imaging mechanism, Aoralscan 3 carries out more accurate and precise results by 30%, meeting the clinical needs of different applications.

15%

Longer Scan Tip

Slimmer and 15% longer autoclavable scanner tips offer patients with more comfortable clinical experience.


up to
22_{mm}

Greater Scan Depth

Aoralscan 3 is suitable for various clinical scenarios including acquiring scan bodies and periodontal scans.

“ With Aoralscan, I can do part of the preparation and see how parallel it is or if there is enough space. I can then resharpen it, rescan it and that’s the biggest advantage, such a procedure is unthinkable with classic prints. ”

— ŠTĚPÁN VINKLER, MDDR. the Czech Republic



User-Friendly

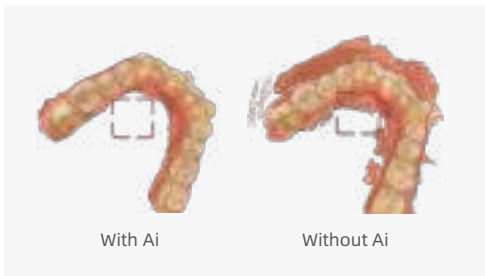
Smart and Intuitive - Smooth Scanning Experience for Dentists

With powerful and intelligent data processing capabilities, Aoralscan 3 is easy to maneuver. Even beginners can get ideal scan results in minutes.



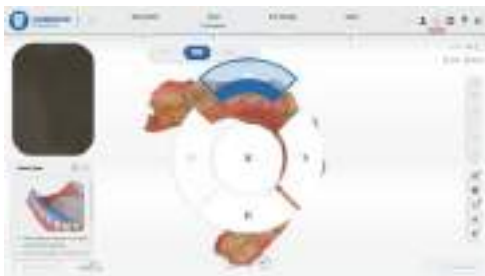
New UI

Neater and more user-friendly interface
More flexible workflow



AI Scan

Automatically identifies and filters out unnecessary soft tissue data during scanning resulting in a quicker and cleaner scan process.

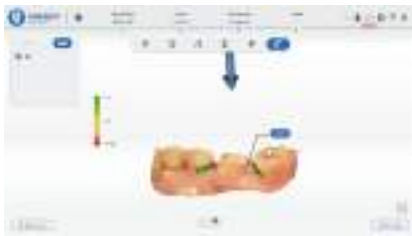


Motion Sensing

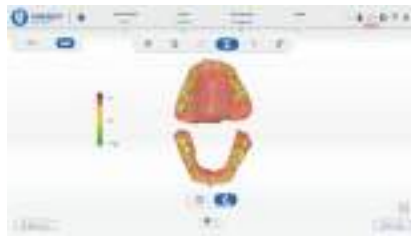
Dentists can scan with minimal contact with the computer, ensuring a safe and efficient scan experience.

Clinical Toolkit

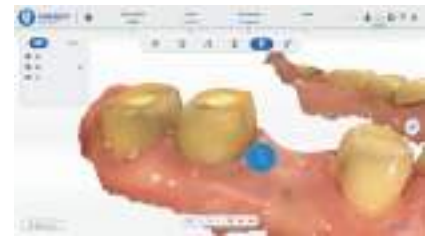
The clinical toolkit assists dentists to evaluate and pre-design the scanned data in their own clinic. It facilitates effective communication with dental labs to deliver quality dental work with high efficiency.



Undercut Check



Bite Check



Margin Line Auto Extraction



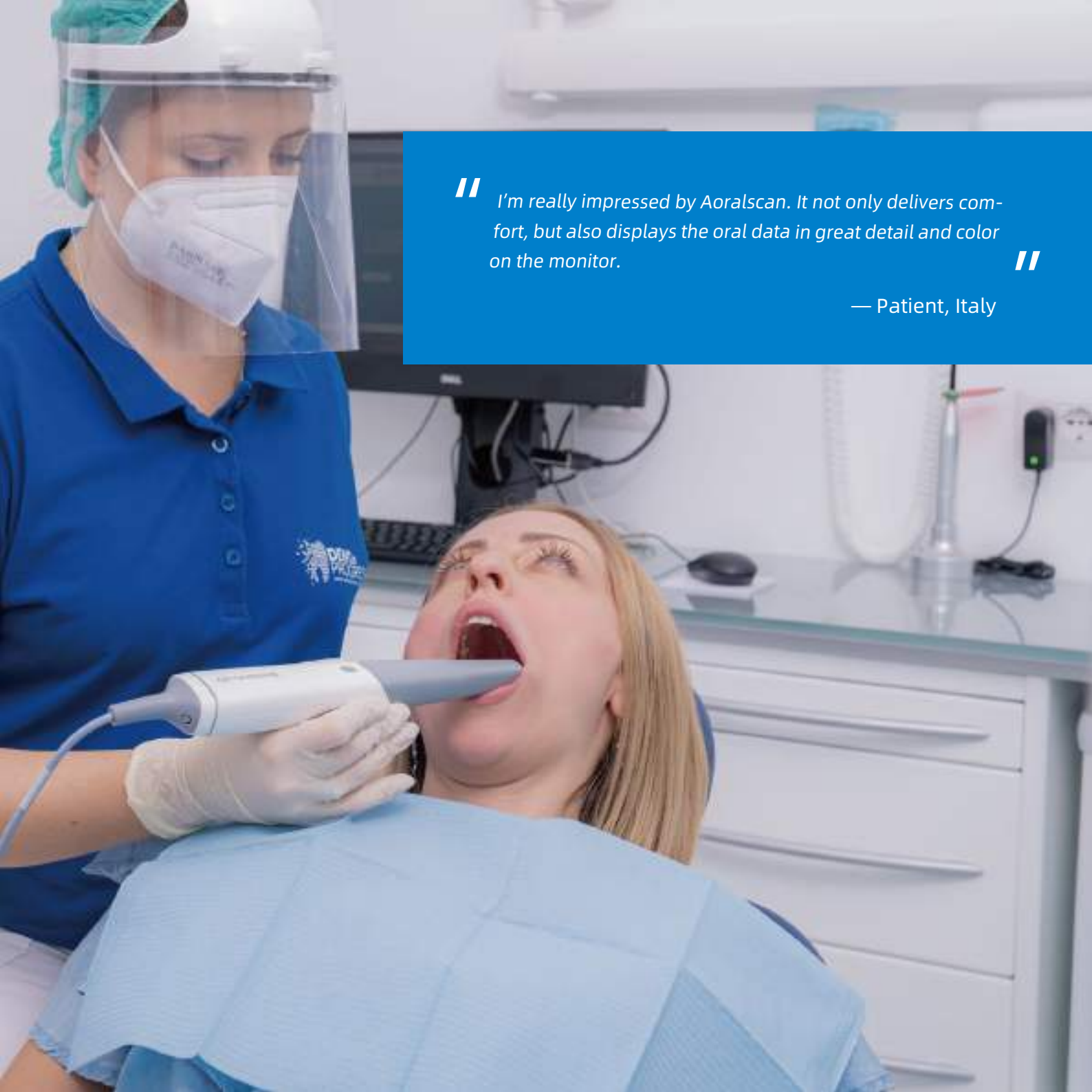
Tooth Marking



Coordinate Adjustment



Direct Export into exocad



“ I’m really impressed by Aoralscan. It not only delivers comfort, but also displays the oral data in great detail and color on the monitor. ”

— Patient, Italy

Intuitive Dentist-Patient Communication

Clear and Engaged – Satisfactory Experience for Patients

Aoralscan 3, capable of more than just digital impression acquisition, is integrated with powerful 3D visualization tools to help dentists engage patients with their treatment plan and improve overall satisfaction.



Oral Health Report

Health report includes information such as existing dental caries, missing teeth, dental calculus, pigment, etc. Patients have a better understanding of their oral health.



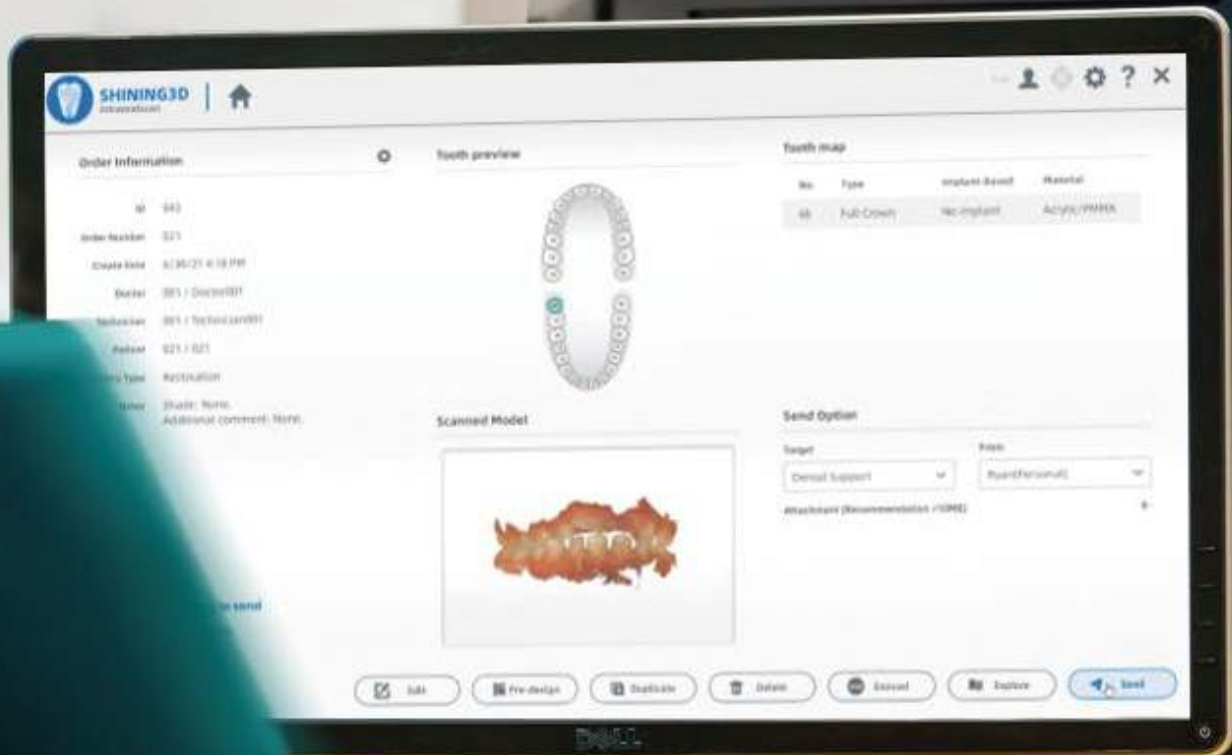
Ortho Simulation

Patients can preview images of their straightened-up results in real time.



Scan-to-print Process

Dental models can be edited and printed chairside enabling the direct visualization of the treatment plan and shortening the restoration fabrication cycle.



“ Aoralscan 3 streamlined the collaboration between practice and labs through their powerful cloud. One click, the order is sent. No additional explanation or calls. So easy and fast! ”

— Technician, USA

Efficient Dentist-Technician Collaboration

Standard and Unlimited - Seamless Collaboration for Dentists and Technicians

Aoralscan 3 helps streamline the collaboration between clinics and labs to achieve efficient and effective restorative works.

Cloud Data Platform

SHINING 3D's cloud data platform enables data transmission, making it convenient for data transfer and communication between clinics and dental labs.



Extensive Range of Applications

Restoration, Implant, Orthodontics – SHINING 3D Dental 3D Scanning Solutions

Aoralscan 3 intraoral scanner can be applied for clinical indications range spans general restorations, implants and orthodontics. Whether through same-day chairside restorations or clinic-dental lab workflow, it always provides a state-of-the-art user experience.



Orthodontics



6-Unit Bridge



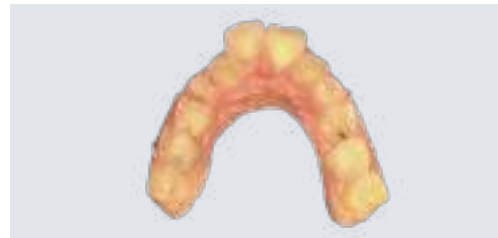
Veneer



All-on-6 Implant



Inlay-onlay



Pediatric Dental Care

Cart Option

The dedicated cart solution was designed to professionally round off the Aoralscan experience in a broad array of working scenarios.

*The laptop in the picture is excluded.



Technical Specifications

Aoralscan 3

Scan Field	Standard scanner tip: 16 mm × 12 mm × 22 mm Mini scanner tip: 12 mm × 9 mm × 22 mm
Scan Depth	-2-20 mm from exit surface of tip
Scan Principle	Non-contact scanner with structured light
Dimension (L × W × H)	281 mm × 33 mm × 46 mm
Weight	240 ± 10 g (without cables)
Output	STL, OBJ, PLY
Connector	USB 3.0
Power Input	12 V DC/3 A

Recommended PC Configuration

CPU	Intel Core i7-8700 or higher
Memory	16 GB or higher
Hard Disk Drive	256 GB SSD or above
Graphic Card (GPU)	NVIDIA® RTX 2060 6GB or higher
Operating System	Windows 10 Professional (64-bit) or later versions of Windows operating system
Display Resolution	1920 × 1080, 60Hz or higher
I/O Ports	More than 2 type-A USB 3.0 (or higher) ports

V.AORALSCAN3202108aEN

Copyright © 2014-2021 SHINING 3D. All Rights Reserved.